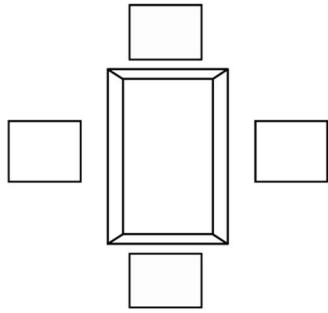
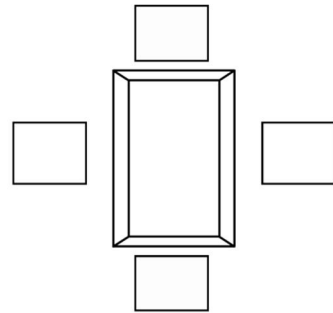


SLIDE LIGHT FREDDO



RIF. **A**

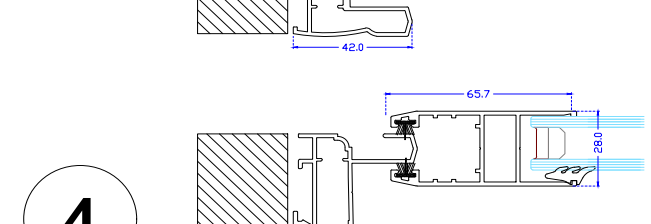
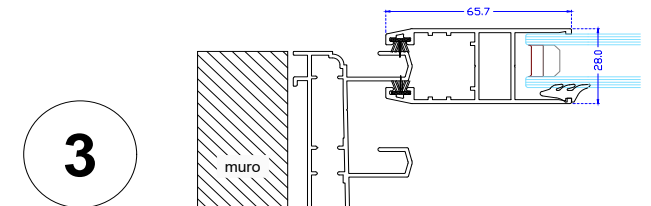
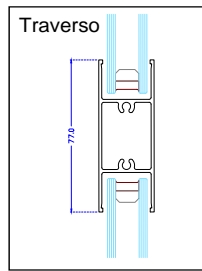
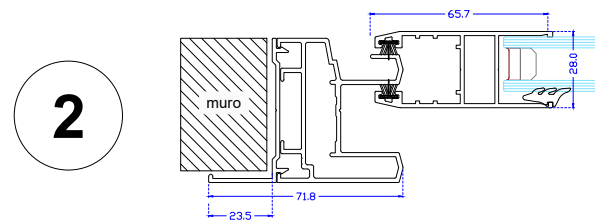
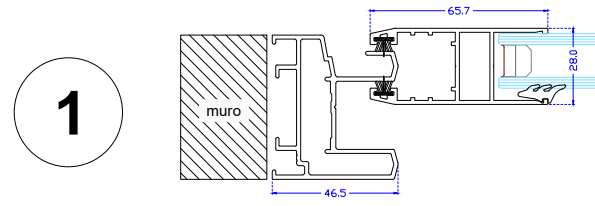


RIF. **B**

FINITURA ALLUMINIO

FINITURA ACCESSORI




COLORE GUARNIZIONI



Apertura a trascinare – Vista Interna

Pos.	Rif.	Q.tà	Misure vano		N. Ante	Maniglia/Vaschetta	Apertura a scorrere		Traverso Tagliavetro	
			L	H			Altez.	Sx	Dx	Tipo
1										
2										
3										
4										
5										
6										
7										
8										

Tipo di chiusura

Vaschetta di serie	Maniglia ad incasso	Martellina
		

NOTE:

Timbro e Firma per Accettazione